

# FUJIAN EPOS ELECTRIC MACHINERY CO., LTD

**EMEAN**  
POWER

**WEICHAI**  
潍柴

ENGINE MODEL: 16M33D1980E310

EMEAN POWER


[www.emeanpower.com](http://www.emeanpower.com)  
Email: [sale5@fjepos.com](mailto:sale5@fjepos.com)  
Phone: +86 19890349907

WHATSAPP



WECHAT



	机型: <b>16M33D1980E310</b> Model:	日期: 01/02/22 Date:
	<b>发动机数据单</b> <b>Engine Datasheet</b>	

<b>转速Speed</b> <b>r/min</b>	<b>发动机功率</b> <b>Gross Engine Output</b>		
	持续功率 kW COP kW	常用功率 kW PRP kW	备用功率 kW ESP kW
1500	/	1800	1980

此款机型只允许用作备用用途。The engine is suitable for standby use only.

### 功率定义解释 Ratings definitions :


功率分类 Ratings Definitions	运行条件 Operating condition
持续功率 COP	1、每年运行时间不限； Unlimited using time per year; 2、在恒定的 100%负荷下运行； Continuous power is the maximum power available at a constant load factor; 3、不具备超负荷能力。 No overload capability is allowed.
常用功率 PRP	1、每年运行时间不限； Unlimited using time per year; 2、运行24h上平均负荷率不能超过70%； The average load rate is no more than 70% over 24 hours; 3、每 12h 内，可超负荷 10%运行 1h。 Overloading 10% for 1h within 12 hours of operation is allowed.
备用功率 ESP	1、每年运行时间不超过200h； The annual operating time shall not exceed 200h; 2、运行24h以上，平均负荷率不超过70%； The average load rate shall not exceed 70% over 24h operation cycle; 3、不具备超负荷能力； No overload capability is allowed; 4、柴油机启动加速按照 Q/WCG136.13 进行，没有热机过程，由启动加速到标定转速需在 10s 内完成。自然吸气柴油机，环境温度在 5℃以下时，需增加预热设施保证柴油机出水温度在 30℃以上；环境温度 5℃以上时，无需预热设施。增压柴油机环境温度 10℃以下时，需增

	<p>加预热设施保证柴油机出水温度在 30°C以上；环境温度 10°C以上时，无预热设施。</p> <p>The acceleration of starting of diesel engines are carried out in accordance with Q/WCG136.13, and there' s no engine process. From acceleration of starting to calibration speed shall be completed within 10s. Natural aspirated diesel engine, when the environment temperature is below 5°C , need to increase preheat facilities to ensure that diesel engine water temperature above 30°C. When environment temperature over 5°C, no preheating facilities are required.</p> <p>Supercharged diesel engine, when the environment temperature is below 10°C, need to increase preheat facilities to ensure that diesel engine water temperature above 30°C. When environment temperature over 10°C, no preheating facilities are required.</p>
限时使用功率 LTP	<p>1、不具备超负荷功率； No ability to overload;</p> <p>2、恒定负荷条件下，运行时间每年不超过 500h。 The annual operating time shall not exceed 500h while supplying a variable electrical load.</p>
数据中心功率 DCP	<p>1、具有 10%超负荷能力； It has 10% overload capacity;</p> <p>2、每年运行时间不限； Annual run time is unlimited;</p> <p>3、在≤100%的可变或持续负荷下工作； Working under variable or continuous load of less than 100%;</p> <p>4、当设备持续运行时，功率负荷不大于标定功率的 70%。 The power load shall not exceed 70% of the calibration power when the device is running continuously.</p>

备注 Descriptions	<p>1) 所有功率基于标准 ISO 8528-1, ISO 3046, DIN6271 , 误差范围± 5%。 All ratings are based on operating conditions under ISO 8528-1,ISO 3046, DIN6271. Performance tolerance of ±5%.</p> <p>2) 测试条件：大气压力 100kPa，25℃，相对湿度 30%，燃油密度 0.84kg/L；其他环境条件下可能需要进行功率修正，详情请与厂家联系。 Test conditions : 100 kPa, 25°C air inlet temperature, relative humidity of 30%, with fuel density 0.84 kg/L. Derating may be required for conditions outside these; please contact the factory for details.</p> <p>3) 所有的数据均基于发动机带燃油系统、水泵、机油泵时获得的，而不带有交流发电机、风扇、其它选用设备和被驱动的附件。 Power output curves are based on the engine operating with fuel system, water pump and lubricating oil pump, without battery charging alternator, fan and optional equipment.</p>
-----------------	---

### 基础数据 Essential Data

发动机类型 Engine Type	柴油机 Diesel Engine
气缸/气门数量 N° of Cylinders / Valves	16/64
气缸分布型式 Cylinders arrangement	V 型 V-Type
缸径×行程 ( mm ) Bore x Stroke ( mm )	150×185
排量(L) Displacement(L)	52.3
燃油系统型式 Fuel System	高压共轨 Electronically controlled high pressure common rail
进气形式 Aspiration	增压中冷 Turbocharging and intercooling
压缩比 Compression ratio	15 : 1
飞轮壳尺寸 Flywheel housing	SAE0
飞轮尺寸 Flywheel	18"
飞轮齿圈齿数 N° of teeth on flywheel ring gear	194
飞轮转动惯量 (kg/m <sup>2</sup> ) Inertia of flywheel (kg/m <sup>2</sup> )	7.2
曲轴转动惯量 (kg/m <sup>2</sup> ) Inertia of crankshaft (kg/m <sup>2</sup> )	10.1
排放阶段 Emission standard	非道路三阶段 Non-road China III
发动机尺寸(长×宽×高) Overall Dimensions without radiator (L x W x H) (mm)	2939×1740×2025 ( 以外形图为准 The outer chart shall prevail )
发动机干重 (kg) Engine dry weight (kg)	5125

	机型: Model:	<b>16M33D1980E310</b>	日期: Date:	01/02/22
	<b>发动机数据单</b> <b>Engine Datasheet</b>		页码: Page:	4 / 8

不带辅助启动装置时最低冷启动温度 (°C) Min.cold start temperature without auxiliary starting device(°C) ..... -10

带辅助启动装置时最低冷启动温度 (°C) Min. cold start temperature with auxiliary starting device (°C) ..... -25

包装尺寸(长×宽×高) Packing size (L x W x H) (mm) ..... 3400×1998×2508

运输重量 Packaging quality(kg)..... 6443

### 进气系统 Air intake system

在涡轮增压器前允许的最大的进气温升(°C) Air intake temperature rise (°C) ..... 5

清洁滤芯进气阻力 (kPa) Air intake restriction clean filter (kPa)..... ≤3

脏滤芯进气阻力 (kPa) Air intake restriction dirty filter (kPa)..... ≤6.2

额定工况下进气流量 (kg/h) Recommended air flow @ PRP (kg/h)..... /

应急备用工况下进气流量 (kg/h) Recommended air flow @ ESP (kg/h)..... 9082

推荐最小进气管直径(mm) Min. diameter of intake pipe (mm)..... 140

### 中冷系统 Intercooling system

25°C环境温度下的最高进气温度 (°C) Max. intake temperature @ 25°C ambient temperature (°C). .....55

进气温度与环境温度的最大温差 (°C) Max. difference between intake temperature and ambient temperature (°C) .....30

中冷器允许的最大压力降 (kPa) Max. intake pressure drop of intercooler (kPa) ..... 8

### 冷却系统 Cooling system

发动机允许的最高使用环境温度 (°C) System designed for ambient temperature up to (°C) .....50


进出水外部管路的最小内径 (mm) Min. inside diameter of coolant outlet pipe (mm) .....  
 高温进水 φ100 ( high temperature inlet pipe ) 高温出水 φ79 ( high temperature outlet pipe ) 低  
 温进水 φ84 ( low temperature inlet pipe ) 低温出水 φ58 ( low temperature outlet pipe )

出水管报警温度 (°C) Coolant alarm temperature (°C)..... 103

节温器初开/全开温度 (°C) Thermostat opening temperature/full open temperature (°C) .....  
 80/92

冷却系统内最小保持压力 (kPa) Min. pressure in cooling system (kPa).....50

发动机本身冷却液容量 (L) Coolant capacity of the engine (L).....  
 30(低温循环 Low temperature cycle) 100(高温循环 High temperature cycle)

	机型: Model:	<b>16M33D1980E310</b>	日期: Date:	01/02/22
	<b>发动机数据单</b> <b>Engine Datasheet</b>		页码: Page:	5 / 8

## 排气系统 Exhaust system

允许最大排气背压 (kPa) Max. exhaust back pressure (kPa) .....	7.1
最大的排气温度 (涡轮前) (°C) Max. exhaust temperature before turbocharger (°C) .....	750
最大的排气温度 (涡轮后) (°C) Max. exhaust temperature after turbocharger(°C) .....	550
额定工况下排气流量 (kg/h) Exhaust flow @ PRP (kg/h) .....	/
应急备用工况下排气流量 (kg/h) Exhaust flow @ ESP (kg/h) .....	9488.2
推荐排气管最小直径(mm) Min. diameter of exhaust pipe (mm) .....	194
涡轮增压器法兰处允许的最大弯矩(Nm) Max. bending moment of exhaust gas exit flange (Nm) .....	10

## 润滑系统 Lubrication system

油底壳机油最小/最大容量 (L) Oil capacity Low / High (L).....	114/171
怠速时机油压力 (kPa) Oil pressure in normal condition idle speed (kPa) .....	≥200
在额定转速下的机油压力 (kPa) Oil pressure in normal condition at rated speed.....	400-650
机油压力低报警值(kPa) Lowest oil pressure alarm value (kPa) .....	200
机油压力低停机值(kPa) Lowest oil pressure shutdown value (kPa).....	200
额定工况主油道内机油温度范围 The oil temperature range of the main oil passage under rated working condition ( °C ) .....	80-105
机油流量 (L/min) Oil flow (L/min) .....	≥533
额定工况机油燃油消耗比 Oil fuel consumption ratio based on engine fuel consumption data under rated working condition .....	≤0.3%%

## 噪声 Noise

发动机噪声 (声功率级) (dB(A)) Diesel engine noise (Acoustic power level) (dB(A)) .....	120.0
---	-------

## 燃油系统 Fuel system

喷油泵进油口最大进油阻力 (kPa) Max. restriction at fuel pump inlet (kPa) .....	50
喷油泵最大回油阻力 (kPa) Max. fuel return restriction (kPa) .....	20
燃油最高进油温度 (°C) Max. fuel inlet temperature (°C).....	70
供油流量 (L/h) Fuel supply flow (kg/h) .....	/
输油泵最小压力 (kPa) Min. pressure of fuel pump (kPa).....	50
燃油进油管最小直径 (mm) Min. diameter of inlet pipe (mm).....	19
燃油回油管最小直径 (mm) Min. diameter of return pipe (mm) .....	19

	机型: <b>16M33D1980E310</b> Model:	日期: 01/02/22 Date:
	发动机数据单 <b>Engine Datasheet</b>	页码: 6 / 8 Page:

### 电器系统 Electrical system


电气系统电压 ( 负极接地 ) (V) Electrical system voltage (negative to ground) (V) .....	24
起动机功率(kW) Starter power (kW) .....	2×8.5
充电发电机额定电流 (A) Battery charger current (A).....	55
启动回路最大电阻 (mΩ) Max. electric resistance of starting circuit (mΩ).....	8
启动回路导线最小截面积(mm <sup>2</sup> ) Min. sectional area of wire (mm <sup>2</sup> ) .....	95
加热格栅工作电压(V)/电流(A) Heat The Grille Voltage(V)/Current(A) .....	/

### 热平衡测试数据 (环境温度 26°C)Heat balance test data ( 26°C )

发动机进/出水压力 Coolant inlet/ output pressure ( kPa )	额定工况 Rated working condition	/
	超负荷工况 Overload working condition	高温 High Temperature coolant: 左 Left(17.4/30.1) 右 Right ( - 14.7/31.2 )
冷却液流量 Coolant flow ( m <sup>3</sup> /h )	额定工况 Rated working condition	/
	超负荷工况 Overload working condition	左 Left 53.3/右 Right 54.2
发动机进/出水温度 Coolant inlet/output temperature ( °C )	额定工况 Rated working condition	/
	超负荷工况 Overload working condition	高温 High Temperature coolant: 左 Left ( 87.9/93.2 ) 右 Right ( 88.8/95.3 )
中冷器前/后温度 Intercooler inlet/output temperature ( °C )	额定工况 Rated working condition	/
	超负荷工况 Overload working condition	高温 High Temperature coolant: 左 Left ( 235.6/55.1 ) 右 Right ( 232.5/54.1 )
中冷器前/后压力 Intercooler inlet/output pressure ( kPa )	额定工况 Rated working condition	/
	超负荷工况 Overload working condition	高温 High Temperature coolant: 左 Left ( 299.5/295.1 ) 右 Right ( 298.4/296.5 )
发动机总热量 Engine total heat ( kJ/s )	额定工况 Rated working condition	/
	超负荷工况 Overload working condition	4796.0
中冷器散热量 Intercooler heat dissipating capacity ( kJ/s )	额定工况 Rated working condition	/
	超负荷工况 Overload working condition	455.0

排气带走的热量 The heat taken away by the exhaust ( kJ/s )	额定工况 Rated working condition	/
	超负荷工况 Overload working condition	1490.0
冷却液带走的热量 The heat taken away by the coolant ( kJ/s )	额定工况 Rated working condition	/
	超负荷工况 Overload working condition	683.0
发动机表面辐射热量 Radiation heat of the engine surface ( kJ/s )	额定工况 Rated working condition	/
	超负荷工况 Overload working condition	239.8
注：因测量等误差原因，表面辐射热量按发动机总热量的 5% 计算。 Note: Because of test errors and other reasons, the surface radiation heat is 5% of the engine total heat.		



	机型: <b>16M33D1980E310</b> Model:	日期: 01/02/22 Date:
	发动机数据单 <b>Engine Datasheet</b>	页码: 8 / 8 Page:

## 性能数据 Performance data

活塞平均速度 (m/s) Mean Piston Speed (m/s) .....	9.25
平均有效压力 (MPa) .....	2.75
最高爆发压力(MPa) Maximum Burst Pressure(MPa) .....	17
最低空载稳定转速(r/min) Minimum No-load Speed(r/min).....	700-750
发火次序 Ignition Order .....	A1-A7-B4-B6-A4-B8-A2-A8-B3-B5-A3-A5-B2-A6-B1-B7
旋转方向 Sense of Rotation .....	逆时针 ( 面对飞轮 ) Anticlockwise ( In the Face of Flywheel )

备注：所有参数如有更改，恕不另行通知。

Remark: All Parameters If Changed Without Prior Notice.