

# EM-I28 50HZ

## ISUZU Engine

**EMEAN**  
POWER



### Generator Specification

Service	PRP	ESP
Power (kva)	25	28
Power (kw)	20	22
Rated speed ( r.p.m)	1500	
Rated Power factor	0.8 @lagging	

### Performance

Engine Brand	ISUZU
Engine model	JE493DB-02/24KW
Alternator	VG-184FS/20KW
Breaker	CHNIT MCCB 3P
Control system	AMF digital panel
Fuel consum. @100% load	≤230g/kW.h

### CERTIFICATE:

EMEAN Power gensets are compliant with ISO 9001 and CE standard, which include the following directives: EN ISO 12100:2010, EN ISO 8528-13:2016, EN 60204-1:2006+A1:2009+AC:2010, EN 55012:2007+A1:2009




### POWER DEFINITION:

PRP(Prime Power): Prime Power is available for an unlimited number of annual operating hours in variable load applications, in accordance with ISO 8528-1.

ESP(Standby Power):The standby power rating is applicable for supplying emergency power in variable load applications in accordance with ISO 8528-1. Overload is not allowed


# Dimension

Type	Open	Silent
Length (L)	1750mm	1850mm
Width (W)	700mm	900mm
Height (H)	1000mm	1100mm
Net Weight	650kg	770kg



## Standard Features:

- 1.power by Brand new water cooled diesel engine
- 2.Brushless alternators (Class H, with AVR)
- 3.Working condition: 0°C~+40°C (Antifreeze system needed if below 0°C)
- 4.Base frame fuel tank for continue 8-10hrs running
- 5.Digital control panel with auto protection
- 6.MCCB air circuit breaker for over current shutdown
- 7.Industrial silencer for silent type generator sets
- 8.Humanized design, simple operation, easy maintenance
- 9.Ventilation parts are designed with modular principles
- 10.Soundproof canopy which lined with sound reducing foam
- 11.All metal canopy parts are painted by powder foam
- 12.Glass Panel window
- 13.Lockable doors on front and back side for easy maintenance
- 14.Easy maintenance and operation
- 15.Easy lifting and moving, there is forklift hooks and crane holes on chassis
- 16.External emergency stop button
- 17.Steel chassis and anti-vibration pads
- 18.Includes diesel level sensor information to the



## Warranty

We shall provide a warranty of 12 months or 1200 hours from B/L date (whichever comes first), covering all manufacturing defects. We replace damaged parts caused by manufacturing faults or defected parts/materials, but exclude the damageable parts due to customer's incorrect man-made operation. After expiration, we still provides technical and spare parts support with cost for maintenance.



## ISUZU JE493DB-02/24KW

Please download the detailed engine data sheet



## Alternator VG-184FS/20KW

Please download the detailed alternator data sheet



## Digital control panel

Please download the detailed controller manual



## AUTOMATIC SHUTDOWN AND FAULT CONDITIONS

- Under/over speed; fail to start
- High engine temperature; fail to stop
- Low oil pressure; charge fail
- Under/over generator volts; over current
- Under/over generator frequency; emergency stop
- Under/over mains frequency
- Under/over mains voltage
- Low/high battery volts

## CHNIT MCCB breaker 3P



## Sealed 12/24V Dry battery



# Option

**ATS**



**Remote Control**



**Charger**



**Jacket Heater**



**Oil Heater**



**Extra Fuel Tank**



**Parallel Cabinet**



**Trailer**



## Contact Information


**Email: [sale5@fjepos.com](mailto:sale5@fjepos.com)**

**Phone: +86 19890349907**

**WHATSAPP**



**WECHAT**



**VIBER**

