

FUJIAN EPOS ELECTRIC MACHINERY CO., LTD

EMEAN
POWER



ENGINE MODEL: 6LTAA9.5-G3
CURVE & DATASHEET: FR95004

EMEAN POWER

www.emeanpower.com
Email: sale5@fjepos.com
Phone: +86 19890349907

WHATSAPP



WECHAT





Stationary Pump Engine Performance Data
DONGFENG CUMMINS ENGINE Co.,LTD
 XiangYang, Hubei Province, China
<http://www.dcec.com.cn>

6LTAA9.5-G3

250 kW @ 1500 r/min
265 kW @ 1800 r/min

FR95004

CPL Code
CPL4603

Revision
2017/5/11

Version
02

Displacement: 9.5L

Aspiration: Turbocharged & Charge Air Cooled

Application: Genset

Fuel System: Mechanical fuel pump and Electronic Governor

All data is based on the engine operating without air compressor, fan, generator, fan, optional equipment and driven components .
 All data is based on the engine operating with 3.7 kPa inlet air restriction , 10 kPa exhaust restriction and with 13 kPa Inter-cooled implement differential pressure

Curves shown above represent gross engine performance capabilities obtained and corrected in accordance with GB/T18297 of 99kPa baiometric press. 298K inlet air temperature, and 1kPa water vapor pressure .

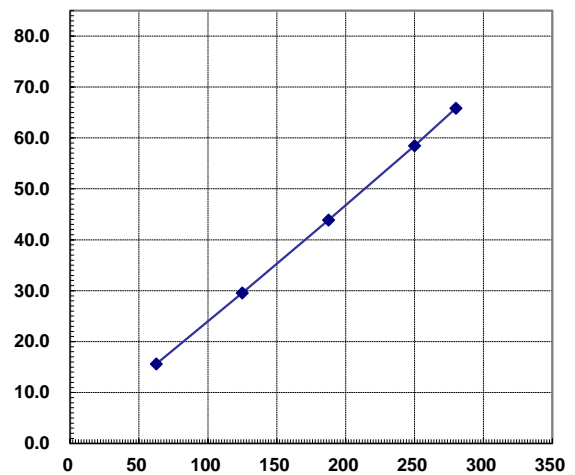
Performance curve

Engine Speed RPM	Standby Power		Prime Power		Continuous Power	
	kW	HP	kW	HP	kW	HP
1500	280	375	250	335	200	268
1800	290	389	265	355	212	284

Engine Performance Data @ 1500 RPM

OUTPUT POWER			FUEL CONSUMPTION	
%	kW	HP	g/kW.h	L/h
STANDBY POWER				
100	280	375	194	66
PRIME POWER				
100	250	335	193	58
75	188	251	193	44
50	125	168	195	30
25	63	84	206	16
CONTINUOUS POWER				
100	200	268	192	47

Litre/hour

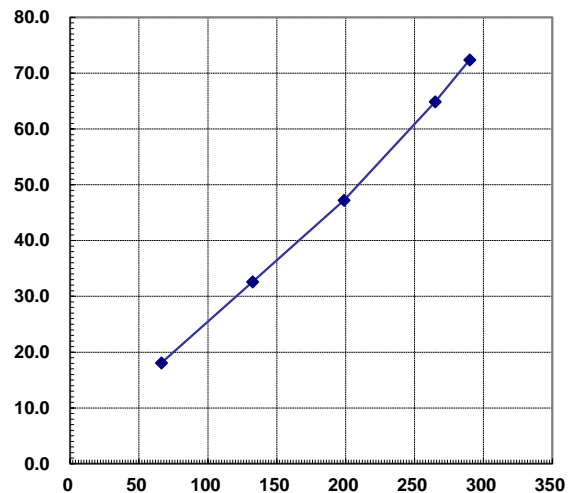


Engine Power Output - kW

Engine Performance Data @ 1800 RPM

OUTPUT POWER			FUEL CONSUMPTION	
%	kW	HP	g/kW.h	L/h
STANDBY POWER				
100	290	389	206	72
PRIME POWER				
100	265	355	202	65
75	199	266	196	47
50	133	178	203	33
25	66	89	225	18
CONTINUOUS POWER				
100	212	284	198	51

Litre/hour



Engine Power Output - kW



Stationary Pump Engine Performance Data

DONGFENG CUMMINS ENGINE Co.,LTD

Xiangyang, Hubei Province, China
http://www.dcec.com.cn

6LTAA9.5-G3

250 kW @ 1500 r/min
265 kW @ 1800 r/min

FR95004

CPL Code
CPL4603

Revision
2017/5/11

Version
02

Displacement: 9.5L

Aspiration: Turbocharged & Charge Air Cooled

Application: Genset

Fuel System: Mechanical fuel pump and Electronic Gover

All data is based on the engine operating without air compressor, fan, generator, fan, optional equipment and driven components .

All data is based on the engine operating with 3.7 kPa inlet air restriction , 10 kPa exhaust restriction and with 13 kPa Inter-cooled implement differential pressure

Curves shown above represent gross engine performance capabilities obtained and corrected in accordance with GB/T18297 of 99kPa baiometric press. 298K inlet air temperature. and 1kPa water vapor pressure .

General Performance Data

Low idle speed:	800±50	rpm
Maximum no load speed:	1575/1890±20	rpm
Maximum overspeed capability(15sec max):	2900	rpm
Cold start capability(Sea Level without Load)		
Without start add device:	-12	°C
With air intake preheating:	NA	°C
Cold start capability(Sea Level with Load)*		
Max parasitic load at 0°C @ 500r/min without Aid:	NA	N.m
Max parasitic load at -15°C @ 500r/min without Aid:	NA	N.m

* The data measured at 101kPa atmospheric pressure, crank speed 120r/min, Engine use 5W40 lube oil and diesel refer to GB19147

Performance data

Parameter	STADNBY POWER		PRIME POWER	
	1800	1500	1800	1500
Engine Speed(rpm)	1800	1500	1800	1500
Output Power(kW)	290	280	265	250
Torque(N.m)	1539	1783	1406	1592
Inlet air flow(L/s)	339	298	327	274
Charge air flow(kg/min)	26	23	25	22
Exhaust gas flow(kg/min)	27	24	26	22
Exhaust gas temperature(deg C)	482	482	448	458
Heat rejection to coolant(kW)	84	80	77	72
Radiator coolant flow(L/min)	5	3	5	3
Heat rejection to CAC(kW)	57	54	48	44
Turbo Comp.Outlet Pressure(kPa)	235	233	222	220
Temperature(deg C)	195	190	180	178
Fuel Consumption(kg/hr)	60	54	54	48



Stationary Pump Engine Performance Data
DONGFENG CUMMINS ENGINE Co.,LTD
 Xiangyang, Hubei Province, China
<http://www.dcec.com.cn>

6LTAA9.5-G3

250 kW @ 1500 r/min
265 kW @ 1800 r/min

FR95004

CPL Code
CPL4603

Revision
2017/5/11

Version
02

Displacement: 9.5L

Aspiration: Turbocharged & Charge Air Cooled

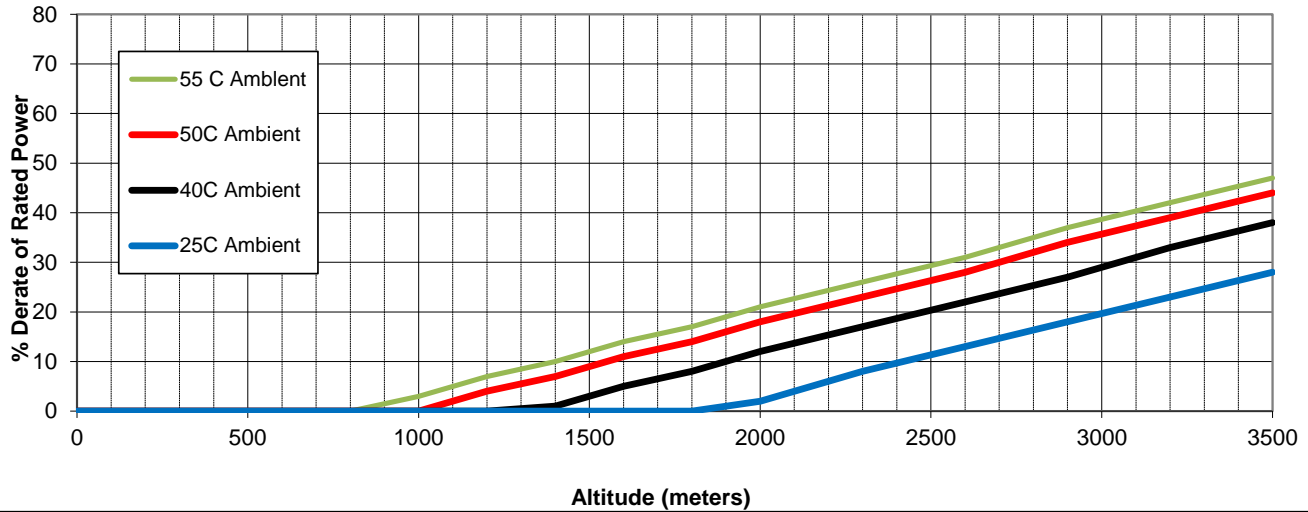
Application: Genset

Fuel System: Mechanical fuel pump and Electronic Gover

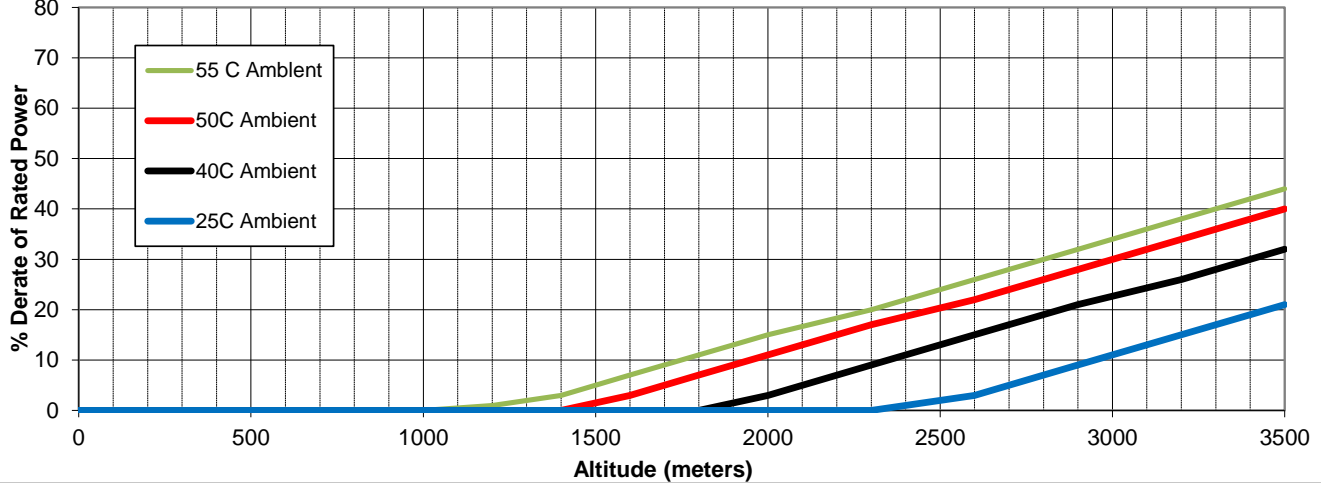
All data is based on the engine operating without air compressor, fan, generator, fan, optional equipment and driven components .
 All data is based on the engine operating with 3.7 kPa inlet air restriction , 10 kPa exhaust restriction and with 13 kPa Inter-cooled
 implement differential pressure

Curves shown above represent gross engine performance capabilities obtained and corrected in accordance with GB/T18297
 of 99kPa baiometric press. 298K inlet air temperature. and 1kPa water vapor pressure .

1500rpm Altitude Derate Standby Power



1500rpm Altitude Derate Prime Power





Stationary Pump Engine Performance Data

DONGFENG CUMMINS ENGINE Co.,LTD

Xiangyang, Hubei Province, China
http://www.dcec.com.cn

6LTAA9.5-G3

FR95004

250 kW @ 1500 r/min
265 kW @ 1800 r/min

CPL Code
CPL4603

Revision
2017/5/11

Version
02

Displacement: 9.5L

Aspiration: Turbocharged & Charge Air Cooled

Application: Genset

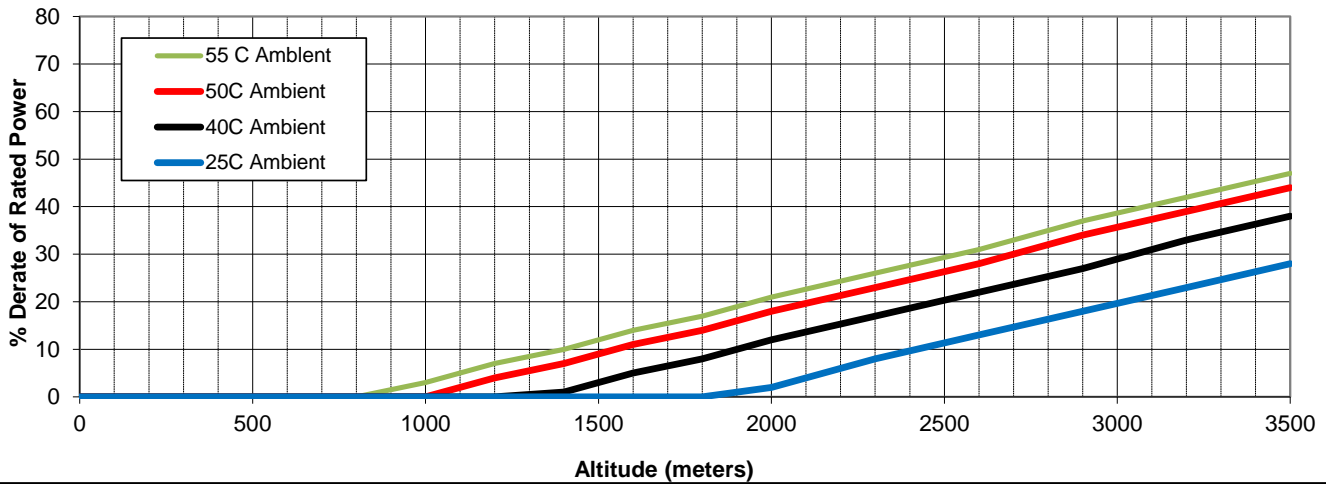
Fuel System: Mechanical fuel pump and Electronic Gover

All data is based on the engine operating without air compressor, fan, generator, fan, optional equipment and driven components .

All data is based on the engine operating with 3.7 kPa inlet air restriction , 10 kPa exhaust restriction and with 13 kPa Inter-cooled implement differential pressure

Curves shown above represent gross engine performance capabilities obtained and corrected in accordance with GB/T18297 of 99kPa baiometric press. 298K inlet air temperature. and 1kPa water vapor pressure .

1800rpm Altitude Derate Standby Rating



1800rpm Altitude Derate Prime Rating

