

FUJIAN EPOS ELECTRIC MACHINERY CO., LTD

EMEAN
POWER



ENGINE MODEL: 6ZTAA13-G4
CURVE & DATASHEET: FR20692

EMEAN POWER

www.emeanpower.com
Email: sale5@fjepos.com
Phone: +86 19890349907

WHATSAPP



WECHAT





Generator Engine Performance Data

Dongfeng Cummins Engine Co.,Ltd
Xiangyang, Hubei Province, China

Engine Model

6ZTAA13-G4

Curve Number

FR20692

CPL Code

3715

Compression Ratio: 17:1

Cylinders: 6

Bore: 130 mm

Stroke: 163 mm

Displacement: 13.0 L

Engine Configuration: D0C3006GX03

Fuel System: BYC PD/GAC

Aspiration: Turbocharged & Charge Air Cooled

Governor Regulation: ≤3%

Emission Certification: NA

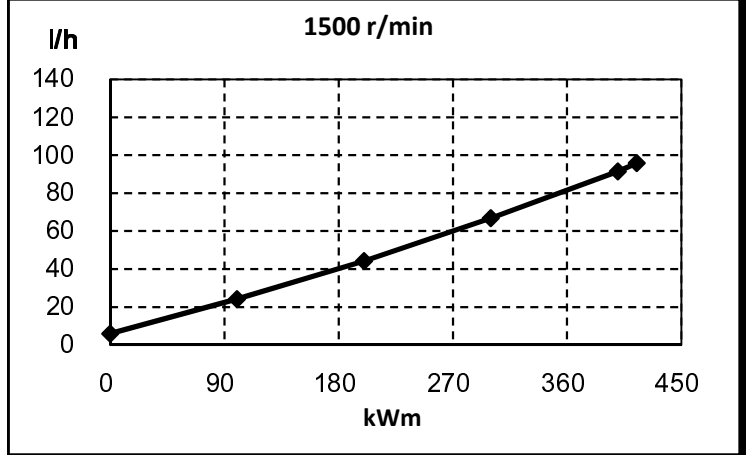
Engine Ratings*:

Engine Speed	Standby Power		Prime Power		Continuous Power	
r/min	bhp	kWm	bhp	kWm	bhp	kWm
1500	557	415	537	400	470	350
1800	557	415	537	400	470	350

* All ratings refer to AEB26.02.

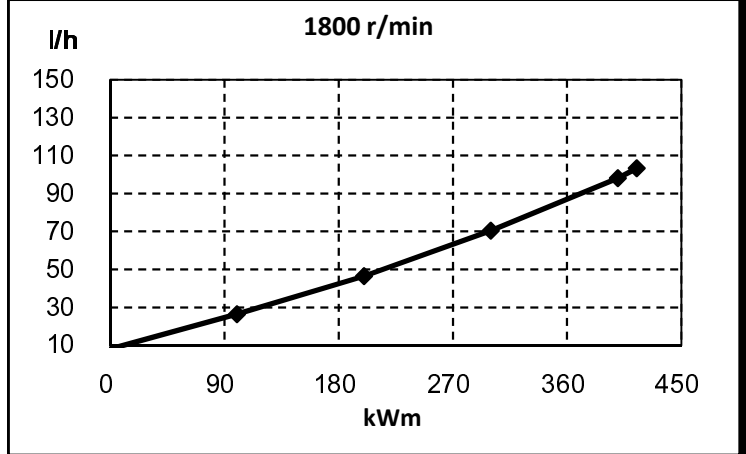
Engine Fuel Consumption @1500 r/min

OUTPUT POWER			FUEL CONSUMPTION			
%	bhp	kWm	lb/bhp.h	g/kWm.h	gal/h	l/h
Standby Power						
100	557	415	0.319	194	363	95.8
Prime Power						
100	537	400	0.316	192	347	91.4
75	403	300	0.308	187	253	66.8
50	268	200	0.306	186	168	44.3
25	134	100	0.334	203	92	24.2
Continuous Power						
100	470	350	0.311	189	298	78.8



Engine Fuel Consumption @1800 r/min

OUTPUT POWER			FUEL CONSUMPTION			
%	bhp	kWm	lb/bhp.h	g/kWm.h	gal/h	l/h
Standby Power						
100	557	415	0.344	209	391	103.3
Prime Power						
100	537	400	0.339	206	372	98.1
75	403	300	0.324	197	267	70.4
50	268	200	0.321	195	176	46.4
25	134	100	0.363	221	100	26.3
Continuous Power						
100	470	350	0.329	200	316	83.3



Curves shown above represent gross engine performance capabilities obtained and corrected in accordance with GB/T18297 conditions of 29.61 in Hg (100 kPa) barometric pressure [263 ft (80 m) altitude], 77 deg F (25 deg C) inlet air temperature, and 0.30 in Hg (1 kPa) water vapor pressure with No. 2 diesel fuel.

All data obtained is based on the engine operating, under the test conditions of 14.9 in H₂O (3.7kPa) inlet air restriction and 2.95 in Hg (10 kPa) exhaust restriction, not included are alternator, fan, optional equipment and driven components.

The engine may be operated up to 4500 m altitude.



Generator Engine Performance Data

Dongfeng Cummins Engine Co.,Ltd
Xiangyang, Hubei Province, China

Engine Model

6ZTAA13-G4

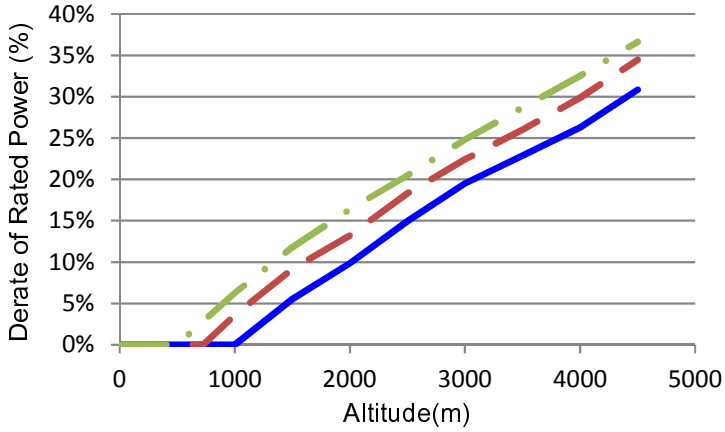
Curve Number

FR20692

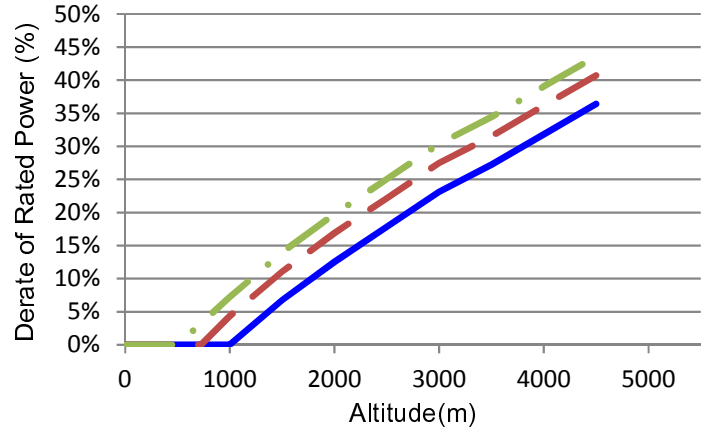
CPL Code

3715

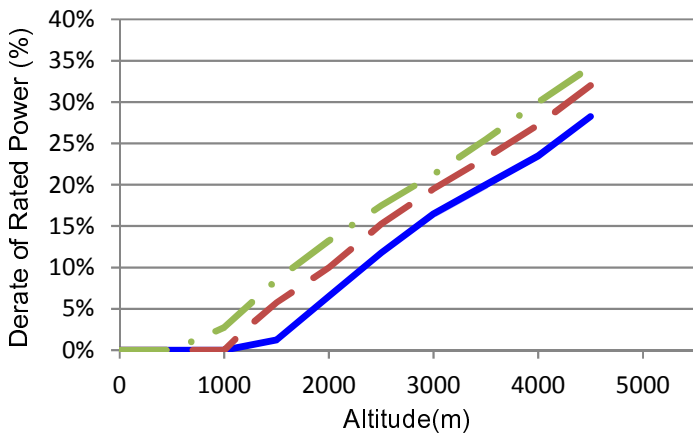
Power Derate Curves @1500 r/min
Standby Power



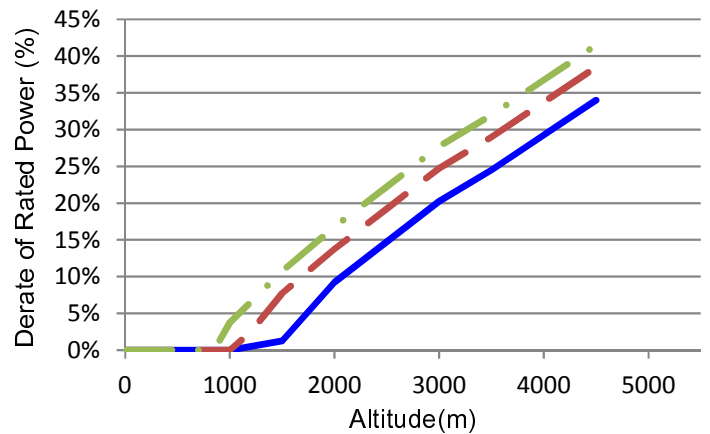
Power Derate Curves @1800 r/min
Standby Power



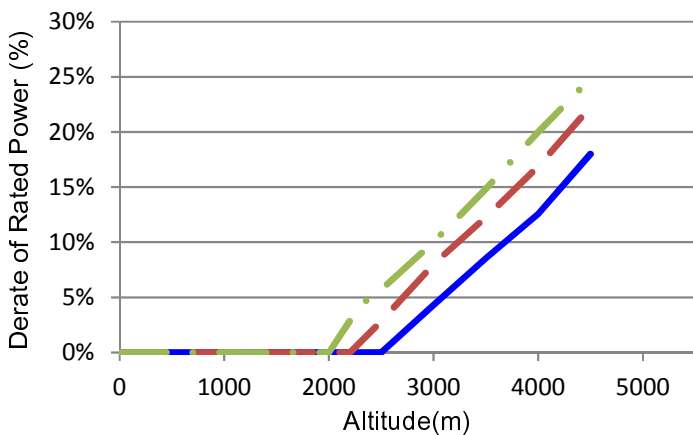
Prime Power



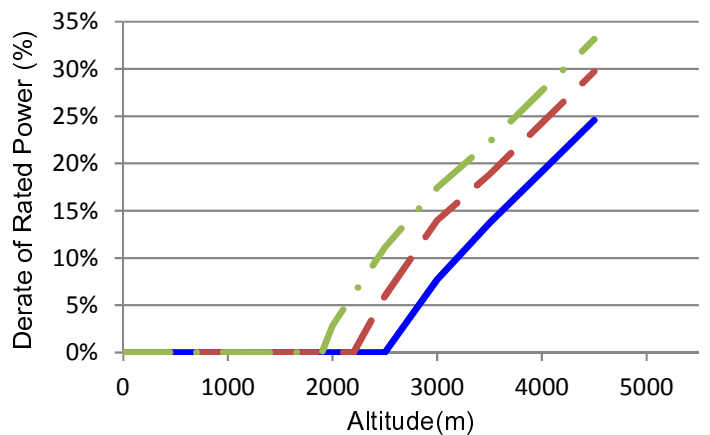
Prime Power



Continuous Power



Continuous Power



Air temperature — 25 °C (77°F) — 40 °C (104°F) — 50 °C (122°F)

Engine tested under the ISA conditions of 50 deg C charge temperature, 3.7kPa inlet air restriction and 10 kPa exhaust restriction.



Generator Engine Performance Data

Dongfeng Cummins Engine Co.,Ltd
Xiangyang, Hubei Province, China

Engine Model

6ZTAA13-G4

Curve Number

FR20692

CPL Code

3715

GENERAL ENGINE DATA

Type:	Four cycle; Inline; 6 Cylinder
Aspiration:	Turbocharged Charge Air Cooled
Compression Ratio:	17:1
Fire Order:	1-5-3-6-2-4
Bore x Stroke:	- mm 130 x 163
Displacement:	- L 13.0
Low Idle Speed:	- r/min 800 -1000
Maximum altitude for continuous operation:	- m 4500
Approximate Engine Weight - Dry:	- kg 1200
Approximate Engine Weight - Wet:	- kg 1265
Center of Gravity from front face of block:	- mm 519
Center of Gravity above crankshaft centerline:	- mm 201
Rotation inertia of Complete Engine (without flywheel):	- kg.m ² 1.48

ENGINE MOUNTING

Maximum static mounting surface bending moment	
Rear face of block:	- N.m 1356
Maximum static bending moment of FAN:	- N.m 21
Maximum allowable weight on Engine Support:	- kg 1500

AIR INDUCTION SYSTEM

Whole air intake pipe size (recommendatory):	- mm 200
Charge air cooler pipe size(recommendatory):	- mm 110
*Maximum temperature rise between ambient air and engine air inlet:	- °C 11.1
*Maximum Temp Rise Between Air Intake and Intake Manifold :	- °C 30
*Maximum Intake Manifold Temperature (unable to result in power loss at sea level):	- °C 60
Maximum Intake Manifold Temperature :	- °C 85
*Maximum intake air restriction (heavy duty air cleaner):	
clean filter:	- kPa 3.2
dirty filter:	- kPa 6.2
*Maximum allowable pressure drop across charge air cooler and OEM CAC piping (CACDP):	- kPa 13

EXHAUST SYSTEM

*Max. back pressure imposed at Standby Power by complete exhaust system:	- kPa 13
Maximum allowable static bending moment at exhaust outlet flange:	- N.m 27
Exhaust pipe size (recommendatory):.....	- mm 130

*At the engine rated power point



Generator Engine Performance Data

Dongfeng Cummins Engine Co.,Ltd
Xiangyang, Hubei Province, China

Engine Model

6ZTAA13-G4

Curve Number

FR20692

CPL Code

3715

LUBRICATION SYSTEM

Oil pressure @ idle - minimum:	- kPa	82.7
Typical oil pressure range - warm engine:	- kPa	207 - 276
Total system capacity (standard pan):	- L	45.42
Maximum lube oil flow to all accessories:	- L/min	7.57

COOLING SYSTEM

Coolant Capacity (Engine Only):	- L	23.1
Engine coolant circuit thermostat opening temperature:	- °C	82
Engine coolant circuit thermostat fully open temperature:	- °C	94
Maximum coolant temperature - engine out:	- °C	102
Minimum operating block coolant temperature:	- °C	71
Maximum coolant pressure(exclusive of pressure cap; closed thermostat at maximum no load speed):	- kPa	407
Minimum pressure cap rating at sea level:	- kPa	103
Maximum Coolant Friction Head External to Engine:	- kPa	75
Maximum deaeration time:	- min	25
Minimum fill rate (low level alarm required for most engines):	- L/min	19
Maximum coolant expansion space (% total system capacity):	- %	10
Minimum coolant expansion space (% total system capacity):	- %	6

FUEL SYSTEM

*Maximum allowable restriction @ OEM point with maximum fuel flow:	- kPa	20.3
*Maximum fuel drain restriction (total head) before (or without) check valve:.....	- kPa	33.9
Minimum fuel tank venting requirement:	- L/s	0.2
Maximum fuel inlet temperature:	- °C	71
Maximum design fuel flow:	- kg/h	162

ELECTRICAL SYSTEM

System voltage:	- <u>V</u>	24
Minimum battery capacity-cold soak at -18 C (0 F) or above		
Engine only cold cranking amperes:	- CCA	900
Engine only reserve capacity:	- min	270

COLD START CAPABILITY

Minimum ambient temperature for unaided cold start:	- °C	-15
Minimum ambient temperature for aided cold start (Intake Air Heater):	- °C	-35

*At the engine rated power point



Generator Engine Performance Data

Dongfeng Cummins Engine Co.,Ltd
Xiangyang, Hubei Province, China

Engine Model

6ZTAA13-G4

Curve Number

FR20692

CPL Code

3715

Performance Data

All data is based on:

Engine operating with fuel system, water pump, lubricating oil pump and air cleaner; not included are alternator, fan, and optional equipment and driven components.

Test Condition:

- GB18297 Engine test code - Performance
- Barometric Pressure : 100 kPa (29.53 in Hg)
- Air Temperature: 25 °C (77 °F)
- Altitude: 80 m (263 ft)
- Relative Humidity: 50%

Steady State Stability Band at any constant load (+/-):

5%

		Standby Power		Prime Power	
Engine Speed	r/min	1500	1800	1500	1800
Gross Engine PowerOutput	kWm	415	415	400	400
Torque:	N.m	2642	2202	2547	2122
Brake Mean EffectivePressure	kPa	2554	2128	2462	2051
Piston Speed	m/s	8.15	9.78	8.15	9.78
Friction Horsepower	kW	31	45	31	45
Coolant Flow	L/min	366	438	366	438
Fuel Consumption	kg/h	80.5	86.7	76.8	82.4
<u>Engine Data</u>					
Intake Air Flow	m3/min	29.2	33.1	28.8	32.7
Exhaust Gas Temp - DryStack	°C	668	646	653	614
Exhaust Gas Flow	kg/min.	30.6	34.5	30.1	34.1
Air to Fuel ratio		24.3	25.1	25.0	26.3
Heat Rejection to Ambient	kW	67	67	65	65
Heat Rejection to JacketCoolant	kW	166	167	162	162
Heat Rejection to Exhaust	kW	359	359	346	346
Heat Rejection to Fuel	kW	5	5	5	5
<u>ATA CAC</u>					
Heat Rejection to Aftercooler	kW	92	107	86	106
TurbochargerCompressor Outlet	kPa	283	271	274	266
Charge Air Flow	kg/min.	34.5	39.0	34.0	38.6
TurbochargerCompressor Outlet	°C	212	214	210	211

TBD = To Be Decided

N/A = Not Applicable

Dongfeng Cummins Engine Co., Ltd.



Generator Engine Performance Data

Dongfeng Cummins Engine Co.,Ltd
Xiangyang, Hubei Province, China

Engine Model

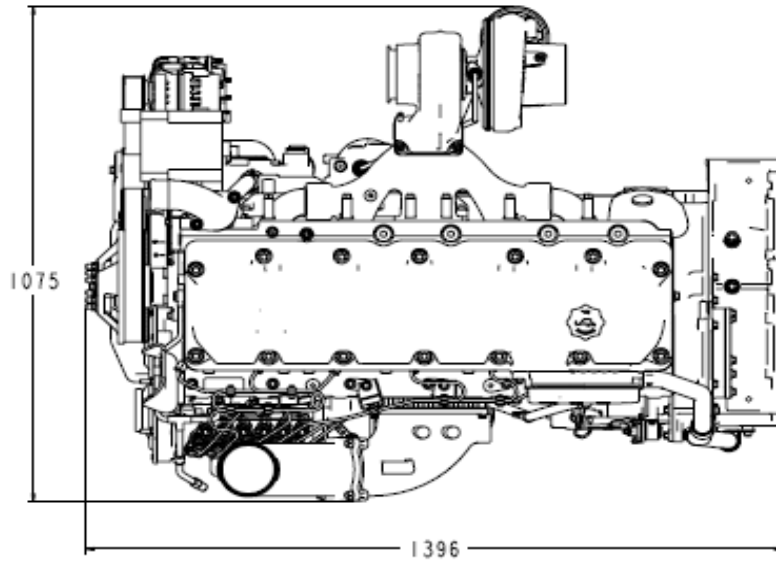
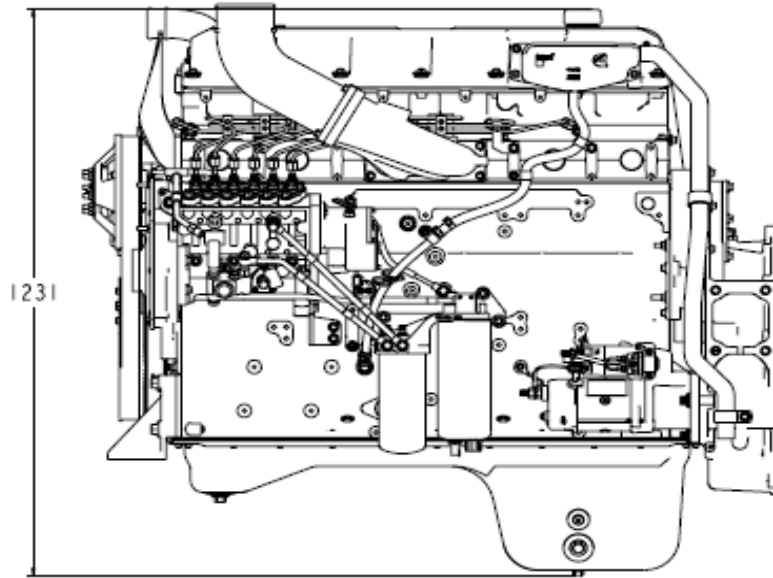
6ZTAA13-G4

Curve Number

FR20692

CPL Code

3715





Generator Engine Performance Data

Dongfeng Cummins Engine Co.,Ltd
Xiangyang, Hubei Province, China

Engine Model

6ZTAA13-G4

Curve Number

FR20692

CPL Code

3715

STANDBY POWER RATING is applicable for supplying emergency power for the duration of the utility power outage. No overload capability is available for this rating. Under no condition is an engine allowed to operate in parallel with the public utility at the Standby Power rating.

This rating should be applied where reliable utility power is available. A standby rated engine should be sized for a maximum of an 80% average load factor and 200 hours of operation per year. This includes less than 25 hours per year at the Standby Power rating. Standby ratings should never be applied except in true emergency power outages. Negotiated power outages contracted with a utility company are not considered an emergency.

CONTINUOUS POWER RATING is applicable for supplying utility power at a constant 100% load for an unlimited number of hours per year. No overload capability is available for this rating.

PRIME POWER RATING is applicable for supplying electric power in lieu of commercially purchased power. Prime Power applications must be in the form of one of the following two categories:

UNLIMITED TIME RUNNING PRIME POWER

Prime Power is available for an unlimited number of hours per year in a variable load application. Variable load should not exceed a 70% average of the Prime Power rating during any operating period of 250 hours.

The total operating time at 100% Prime Power shall not exceed 500 hours per year.

A 10% overload capability is available for a period of 1 hour within a 12 hour period of operation. Total operating time at the 10% overload power shall not exceed 25 hours per year.

LIMITED TIME RUNNING PRIME POWER

Prime Power is available for a limited number of hours in a non-variable load application. It is intended for use in situations where power outages are contracted, such as in utility power curtailment. Engines may be operated in parallel to the public utility up to 750 hours per year at power levels never to exceed the Prime Power rating. The customer should be aware, however, that the life of any engine will be reduced by this constant high load operation. Any operation exceeding 750 hours per year at the Prime Power rating should use the Continuous Power rating.

Dongfeng Cummins Engine Co.,Ltd
Automobile Industry Development Zone, Xiangyang, Hubei Province
China 441004
Tel: 86-710-3399100
Fax: 86-710-3392893

End